OILCASHFLOW

EVANS ENERGY II PRESENTS

# DEXTER + 1 JV

## 6 EXISTING WELLS + 1 NEW DRILL

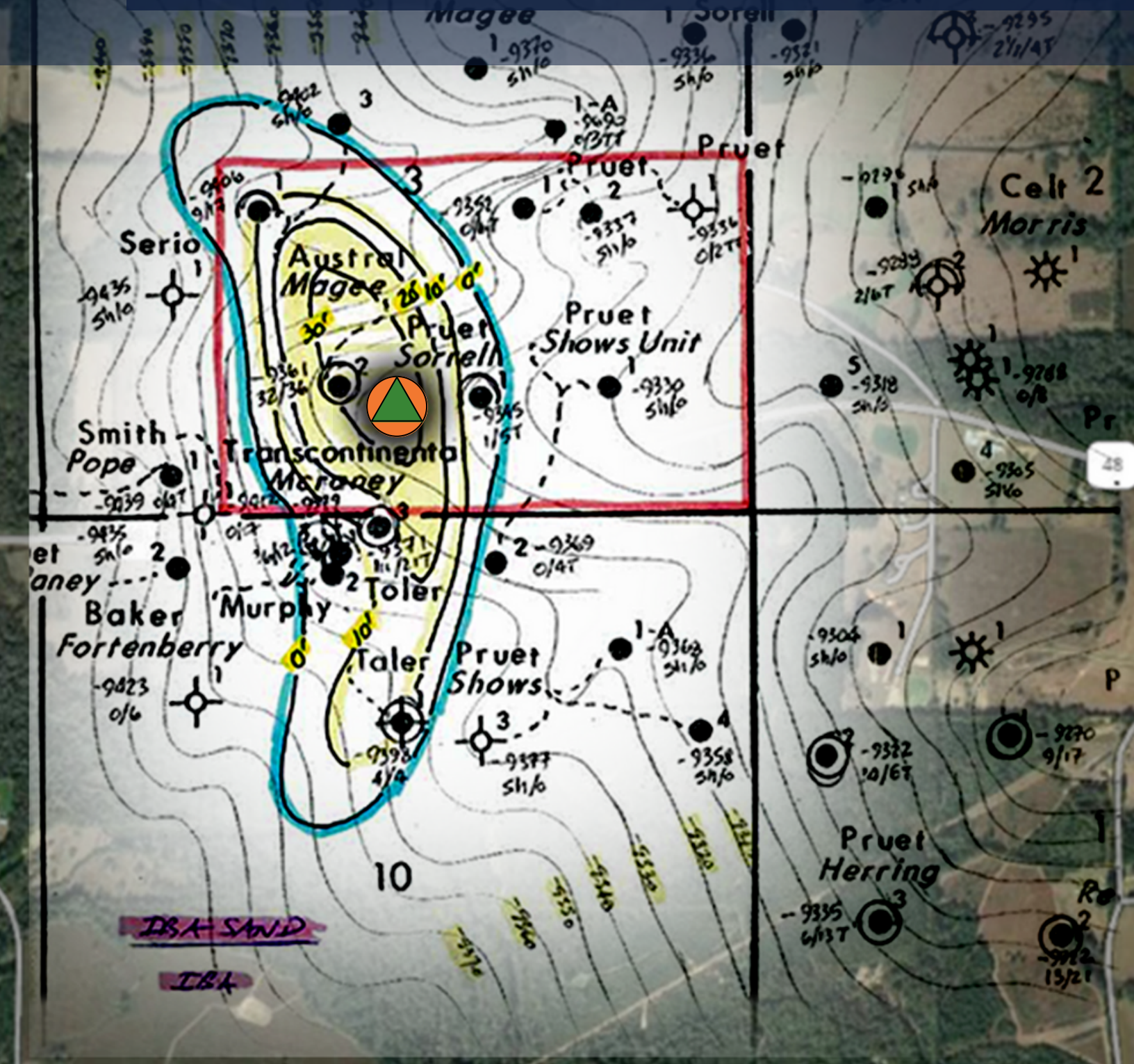

# INDEX


| | |
|---|---|
| 3 | INTRODUCTION |
| 4 | GEOLOGICAL ASSESSMENT |
| 6 | FINANCIAL PROJECTIONS |
| 7 | CALCULATIONS |
| 8 | WELLS |
| 9 | WELL MAP |
| 10 | DEXTER FIELD MAP |
| 11 | CROSS SECTION WELLS |
| 12 | NEW DRILL STRUCTURE MAPS |
| 13 | OUR EQUIPMENT |
| 15 | PROPOSED BUDGET |
| 16 | IN-FIELD EXPERTS |
| 17 | ORGANIZATION AND MANAGEMENT |
| 18 | MISSION AND VISION |


This brochure does not constitute an offer to sell, or a solicitation of an offer to buy or any recommendation of any to buy any security or any other product or service by Evans Energy II, LLC or any third party regardless of whether such security, product, or service is referenced in this brochure. Any such offer or solicitation will be made solely by a private placement memorandum.

# INTRODUCTION

There are different types of investors in the Oil & Gas Industry: **STOCK INVESTORS, RETAIL WRITE-OFF INVESTORS, INDUSTRY INVESTORS. STOCK INVESTORS** who want to purchase shares of a large company, without any write-offs with the focus of minimizing their risk. **RETAIL WRITE-OFF INVESTORS**, who invest in a deal solely for the purpose of a write-off, while taking on a high degree of risk in hopes that the deal is successful. Finally, **INDUSTRY INVESTORS**, individuals that typically purchase fields with $10-100 million in working capital and have years of operating experience.

Each investor has their own philosophy when it comes to investing in the industry, but what if there was a deal that fit the criteria for each of these types of investors? That is the question I asked myself when I structured the DEXTER + 1 JV. We believe the prospect described herein has many positive attributes for all types of investors and is the best way to invest in a field without having to invest millions of dollars yourself. Our prospect also makes available the tax benefits of oil and gas investing as it is a direct participation partnership. We believe the substantial risks of investing in oil and gas are minimized as our prospect consists of producing wells, proven non-producing wells, and a new drill. This is truly an all-in-one deal that hedges against the typical all-or-nothing oil and gas drilling investment and has a potential for growth.

The Dexter field was originally discovered by Skelly, later acquired by Getty Oil Company, and then Texaco. Some of the other wells in the field were drilled by Union Producing, Pruet Production, and later Murphy Oil. The good news is that these companies took the risk of finding it. Now, all we have to do is produce it. You will see in the pages to come that the new well we are going to drill will be located between two very successful wells. Keep in mind these wells were drilled in the 1960s when the price of oil was around $3.00 per barrel. We have worked hard for many years to acquire enough acreage in the field to come behind the majors and cherry-pick wells to be drilled or reworked without having to do the exploration ourselves.

Thank you for your interest in our prospect, and we are confident that this prospect checks off most of the positive boxes for anyone interested in investing in the Oil & Gas Industry. We look forward to working with you as we seek to develop and increase oil and gas production for our partners.

**NASH EVANS**
**CEO, EVANS ENERGY II**

# GEOLOGICAL ASSESSMENT

**Pistol Ridge Partners, LLC**

**To:** Mr. Nash Evans

**From:** Jack Carona, Petroleum Engineer

**Subject:** Dexter Field Report

**Date:** January 17, 2023

**Cc:** Mr. Lavon Evans

---

The purpose of this report is to provide geologic and engineering information in order to justify further development drilling of portions of Dexter Field, Walthall Co., MS.

Dexter Field is located in Township 1N & 2N & Range 12E & 13E of Marion and Walthall Counties, Mississippi. On the Southwestern Flank of the Mississippi Salt Basin. "West Dexter" Field is location on the Dexter Field structure and is included as a part of Dexter Field.

The drilling of the discovery well followed reflection seismic exploration of a subsurface lead. The discovery well was the Skelly and Kin-Ark No. 1 Dexter, located in Section 6-T1N-R13E. This well was drilled to a depth of 13,868 feet, in the Mooringsport formation. It was completed as a dual gas well on July 8, 1957, from perforations 9,622′ – 9,632′ (Lower Tuscaloosa) and 13,516′ – 13,530′ (Paluxy). The calculated open flow potential from the Lower Tuscaloosa perforations was 38,000 MCF gas plus 20 BBLs condensate per 1,000 MCF.

Dexter Field is an anticlinal structure with minor faulting, elongated slightly east-west, overlying probable deep-seated salt dome. Sands are erratic in development and predominantly lenticular in the productive sections of the Upper Cretaceous.

The Lower Tuscaloosa consists of approximately 500 feet of fine grained, porous and non-porous sands alternating with black and reddish micaceous shales. The upper 200′ consists of primarily thin erratic stringers; the basal section is a massive, fine-medium grained, porous sand with chert and quartz pebbles at the base.

Past principal operators of the field have been Skelly, Union Producing, Pruet Production, and Murphy Oil.

Although there are numerous opportunities this memo will cover an objective located in South Half of Section 3, Township 1N – Range 12E. Wells in the immediate are produce from the Lower Tuscaloosa Formation; specifically, the Good Friday 1, Good Friday 2, and the IBA

# GEOLOGICAL ASSESSMENT

Sands. Wells in this area typically have IP rates of 150 BOPD, and Cumulative production ranging from 300,000 to 900,000 BBLs oil. The majority of wells drilled here were completed in the 1970s and plugged in the mid-1990s. The Good Friday Sand in this area is porous, lenticular channel sand sequence. The reservoir drive is a blend of water drive and solution gas drive. These wells changed hands several times over their productive life.

Very rarely does the reservoir life exceed the mechanical life of the casing tubulars, as was the case here. Several wells were abandoned with reserves still left to capture, due to mechanical issues with the production casing. The operator was left with the option to twin the wells or attempt to capture those remaining reserves from an adjacent wellbore. Given the price constraints of crude at the time, drilling replacements wells was not a commercial option in the mid-1990s, leading to a substantial volume of reserves to remain in place.

Fast forward to today, an opportunity no presents itself to utilize the most tried and true method of production development (subsurface geology) thanks to the numerous well penetrations in the area. Armed with this information a prudent operator can now twin wells that prematurely went offline with production that today would be considered to be commercially viable, in order to drill at the highest point in the reservoir and ultimately capture the remaining reserves.

This opportunity exists in three areas of the South Half of Section 3. (See Exhibits 1-3) Subsurface mapping has confirmed the potential for three development/twin wells in the GF1, GF2, and IBA.

Ideally three wells would be drilled to exploit the attic potential of the three separate reservoirs. Given the cost of drilling and completion, a more practical option is to drill a single well that would penetrate all three sands in a section that would be commercially advantageous. This would allow a "stacked pay behind pipe" scenario with producible barrels to be within easy reach to quickly act on a recompletion when commodity prices increase.

The Good Friday and IBA completions will likely mirror original IP and cumulative rates, with initial flowing volumes on the order of 150 BOPD and Cums of 250,000 BBLs. There will likely be some produced water associated with the production and that is to be expected. This can easily be managed by the existing infrastructure by utilizing the Joe Pittman SWD which is roughly 1,000 feet from the proposed drilling unit. The preferred method of artificial lift is jet pump, and three phase electricity is readily available.

# FINANCIAL PROJECTIONS

## 50 Total Units Available - Total of $5,750,000

1 Unit Cost $115,000

1 Unit = 0.5% W.I. In Each of the 6 Wells + 1.5% W.I. in New Well

| PRODUCTION | OIL $65<br>GAS $ 4 | OIL $75<br>GAS $ 5 | OIL $85<br>GAS $ 6 |
|---|---|---|---|
| CURRENT GAS PRODUCTION | Monthly: **$157.15**<br>Yearly: **$1,885.87** | Monthly: **$201.44**<br>Yearly: **$2,417.34** | Monthly: **$245.73**<br>Yearly: **$2,948.81** |
| PROJECTED OIL PRODUCTION AFTER EXISTING REWORKS | Monthly: **$313.80**<br>Yearly: **$3,765.63** | Monthly: **$373.61**<br>Yearly: **$4,483.42** | Monthly: **$433.43**<br>Yearly: **$5,201.21** |
| PROJECTED PRODUCTION FROM NEW DRILL | Monthly: **$3,106.11**<br>Yearly: **$37,273.36** | Monthly: **$3,595.51**<br>Yearly: **$43,146.18** | Monthly: **$4,084.91**<br>Yearly: **$49,019.00** |
| CUMULATIVE | Monthly: **$3,577.07**<br>Yearly: **$42,924.86** | Monthly: **$4,170.57**<br>Yearly: **$50,046.94** | Monthly: **$4,764.08**<br>Yearly: **$57,169.02** |

## RATE OF RETURN UTILIZING FULL TAX BENEFIT

***Scenario shows 95% write off for 35% Tax Bracket making break even $75,000**

| | $65 BBL OIL<br>$4 MCF GAS | $75 BBL OIL<br>$5 MCF GAS | $85 BBL OIL<br>$6 MCF GAS |
|---|---|---|---|
| CUMULATIVE PRODUCTION: | 57.2% ROR | 66.7% ROR | 76.2% ROR |

* The above-projected returns are estimates only and actual results could be higher, lower, or none at all. The calculations are not intended to be a forecast or projection that will result in the return of investment capital or profit. They are designed to be used as an "if-then scenario" and are for information purposes only. See the accompanying Confidential Information Memorandum for additional information and risk factors. Potential investors are cautioned not to rely on any estimates or projections in making their investment decision.

** The Rate of Return utilizing full tax benefit shows an example of an individual in the 35% tax bracket in being able to write off 85% of the IDC and TDC through bonus depreciation. The tax benefits of oil and gas investing do not offset the risks. Please consult your tax advisor to determine which tax benefit may apply to you.

# CALCULATIONS

## 5 OIL WELLS - EXISTING PRODUCTION

| | | Oil Price | | NRI | | WI | |
|---|---|---|---|---|---|---|---|
| BBLS/Day | 30.4 Days | $65 | 4.6% Tax | 75% | LOE ($15k) | 0.5% | Yearly |
| 55 | 1672 | $108,680.00 | $ 103,680.72 | $ 77,760.54 | $ 62,760.54 | $ 313.80 | $ 3,765.63 |
| BBLS/Day | 30.4 Days | $75 | 4.6% Tax | 75% | LOE ($15k) | 0.5% | Yearly |
| 55 | 1672 | $125,400.00 | $ 119,631.60 | $ 89,723.70 | $ 74,723.70 | $ 373.62 | $ 4,483.42 |
| BBLS/Day | 30.4 Days | $85 | 4.6% Tax | 75% | LOE ($15k) | 0.5% | Yearly |
| 55 | 1672 | $142,120.00 | $ 135,582.48 | $101,686.86 | $ 86,686.86 | $ 433.43 | $ 5,201.21 |

## NATURAL GAS WELL - EXISTING PRODUCTION

| | | GAS PRICE | | NRI | | WI | |
|---|---|---|---|---|---|---|---|
| MCF/Day | 30.4 Days | $4.00 | 7.5% Tax | 75.00% | LOE ($4k) | 0.5% | Yearly |
| 420 | 12768 | $ 51,072.00 | $ 47,241.60 | $ 35,431.20 | $ 31,431.20 | $ 157.16 | $ 1,885.87 |
| MCF/Day | 30.4 Days | $5 | 7.5% Tax | 75% | LOE ($4k) | 0.5% | Yearly |
| 420 | 12768 | $ 63,840.00 | $ 59,052.00 | $ 44,289.00 | $ 40,289.00 | $ 201.45 | $ 2,417.34 |
| MCF/Day | 30.4 Days | $6.00 | 7.5% Tax | 75% | LOE ($4k) | 0.5% | Yearly |
| 420 | 12768 | $ 76,608.00 | $ 70,862.40 | $ 53,146.80 | $ 49,146.80 | $ 245.73 | $ 2,948.81 |

## NEW DRILL

| | | OIL PRICE | | NRI | LOE | WI | |
|---|---|---|---|---|---|---|---|
| BBLS/Day | 30.4 Days | $65.00 | 4.6% Tax | 75.00% | $ 5,000.00 | 1.5% | Yearly |
| 100 | 3040 | $ 197,600.00 | $ 188,510.40 | $ 141,382.80 | $ 136,382.80 | $ 2,045.74 | $ 24,548.90 |
| 150 | 4560 | $ 296,400.00 | $ 282,765.60 | $ 212,074.20 | $ 207,074.20 | $ 3,106.11 | $ 37,273.36 |
| 200 | 6080 | $ 395,200.00 | $ 377,020.80 | $ 282,765.60 | $ 277,765.60 | $ 4,166.48 | $ 49,997.81 |
| BBLS/Day | 30.4 Days | $75.00 | 4.6% Tax | 75.0% | $ 5,000.00 | 1.5% | Yearly |
| 100 | 3040 | $ 228,000.00 | $ 217,512.00 | $ 163,134.00 | $ 158,134.00 | $ 2,372.01 | $ 28,464.12 |
| 150 | 4560 | $ 342,000.00 | $ 326,268.00 | $ 244,701.00 | $ 239,701.00 | $ 3,595.52 | $ 43,146.18 |
| 200 | 6080 | $ 456,000.00 | $ 435,024.00 | $ 326,268.00 | $ 321,268.00 | $ 4,819.02 | $ 57,828.24 |
| BBLS/Day | 30.4 Days | $85.00 | 4.6% Tax | 75.0% | $ 5,000.00 | 1.5% | Yearly |
| 100 | 3040 | $ 258,400.00 | $ 246,513.60 | $ 184,885.20 | $ 179,885.20 | $ 2,698.28 | $ 32,379.34 |
| 150 | 4560 | $ 387,600.00 | $ 369,770.40 | $ 277,327.80 | $ 272,327.80 | $ 4,084.92 | $ 49,019.00 |
| 200 | 6080 | $ 516,800.00 | $ 493,027.20 | $ 369,770.40 | $ 364,770.40 | $ 5,471.56 | $ 65,658.67 |

## CUMULATIVE PRODUCTION 6 WELLS + 1 NEW WELL

| | | $ 115,000.00 | |
|---|---|---|---|
| **$4 Gas & $65 Oil** | Monthly | Yearly | ROI months |
| 420 Mcf & 155 Bbls | $ 2,516.70 | $ 30,200.41 | 45.6947463 |
| 420 Mcf & 205 Bbls | $ 3,577.07 | $ 42,924.86 | 32.14920182 |
| 420 Mcf & 255 Bbls | $ 4,637.44 | $ 55,649.31 | 24.79815007 |
| **$5 Gas & $75 Oil** | | | |
| 420 Mcf & 155 Bbls | $ 2,947.07 | $ 35,364.88 | 39.02176176 |
| 420 Mcf & 205 Bbls | $ 4,170.58 | $ 50,046.94 | 27.57411232 |
| 420 Mcf & 255 Bbls | $ 5,394.08 | $ 64,729.00 | 21.31965514 |
| **$6 Gas & $85 Oil** | | | |
| 420 Mcf & 155 Bbls | $ 3,377.45 | $ 40,529.36 | 34.04939406 |
| 420 Mcf & 205 Bbls | $ 4,764.09 | $ 57,169.02 | 24.13894646 |
| 420 Mcf & 255 Bbls | $ 6,150.72 | $ 73,808.69 | 18.696985 |

* The above-projected returns are estimates only and actual results could be higher, lower, or none at all. The calculations are not intended to be a forecast or projection that will result in the return of investment capital or profit. They are designed to be used as an "if-then scenario" and are for information purposes only. See the accompanying Confidential Information Memorandum for additional information and risk factors. Potential investors are cautioned not to rely on any estimates or projections in making their investment decision. •

# WELLS

CLICK ON EACH WELL # TO SEE IT'S LOCATION IN GOOGLE MAPS

CLICK ON EACH API # TO GO TO THE MSOGB WELL DATA REPORTS

## WELL #1: BARIA-HELFRICH

API: 2314720229000
DEPTH: 9,861'
EST. PRODUCTION: 350 BBL/MONTH

## WELL #2: PITTMAN B-1

API: 2314700159001
DEPTH: 13,200'
CURRENT PRODUCTION: 12,600 MCF/MONTH

## WELL #3: MORRIS F2

API: 2314720225000
DEPTH: 9,846'
CURRENT PRODUCTION: 690 BBL/MONTH

## WELL #4: BYRD #1

API: 2314700112001
DEPTH: 9,725'
EST. PRODUCTION: 300 BBL/MONTH

## WELL #5: BYRD-PRISK #1

API: 2314700110001
DEPTH: 9,767'
EST. PRODUCTION: 450 BBL/MONTH

## WELL #6: PRISK #1

API: 2314700207001
DEPTH: 9,678'
EST. PRODUCTION: 600 BBL/MONTH

# WELL MAP

** CLICK ON THE MAP BELOW TO OPEN INTERACTIVE MAP OF WELLS IN GOOGLE EARTH, PRESS THE 3D BUTTON ON THE BOTTOM RIGHT AND PRESS PRESENT AND IT WILL TAKE YOU FROM WELL TO WELL.

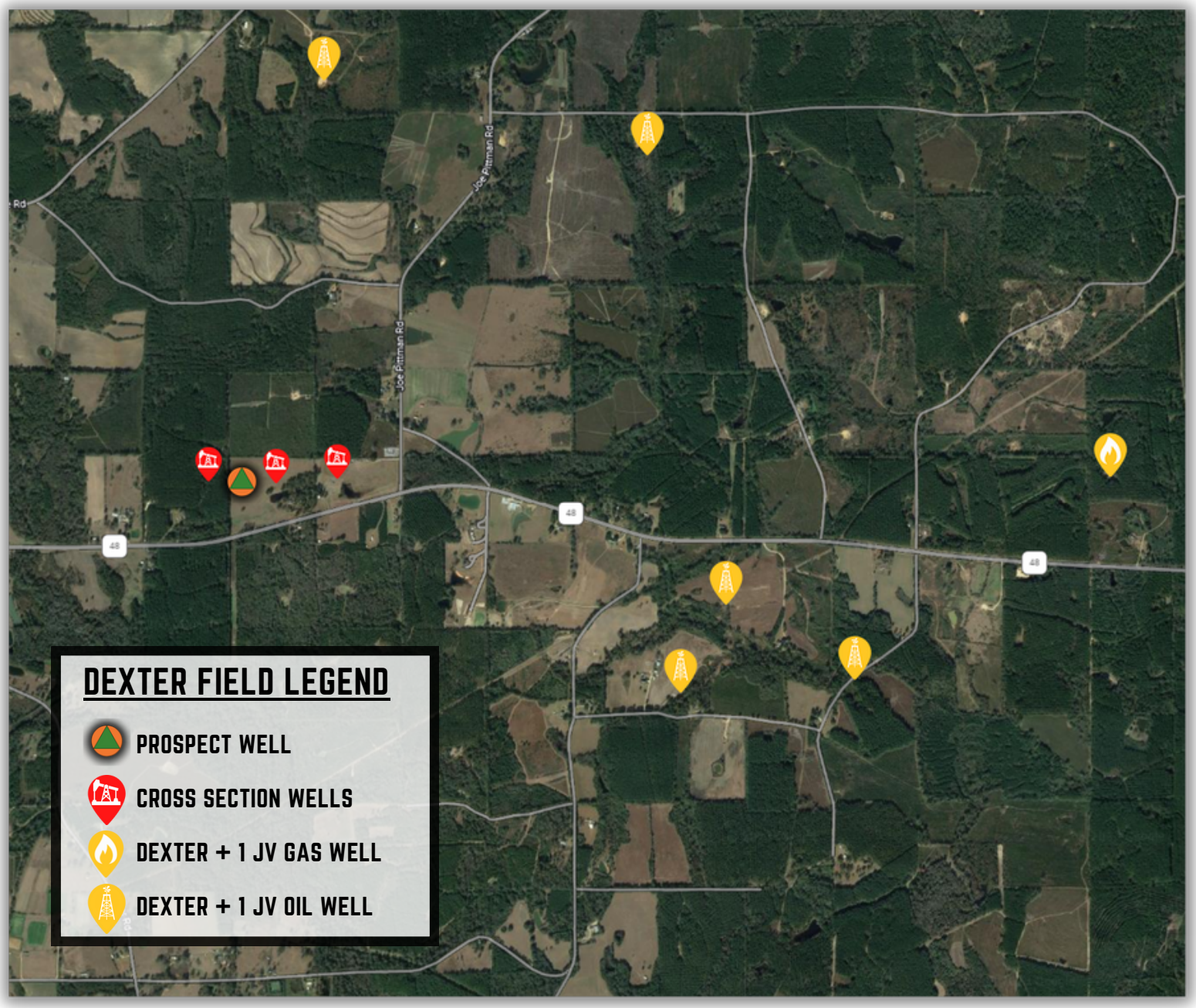

# DEXTER FIELD MAP



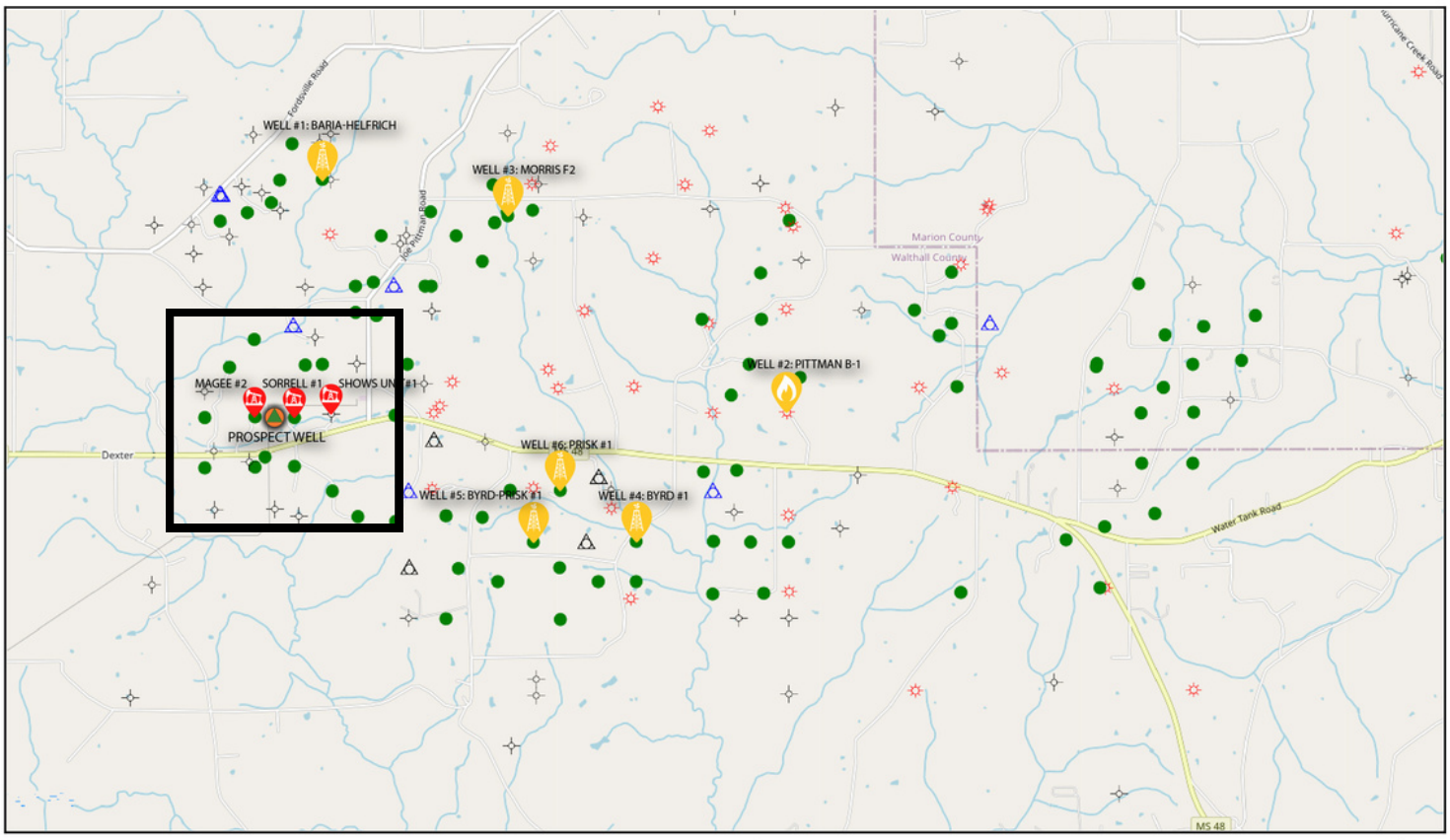


Though every effort has been made to ensure the accuracy of this map, the Mississippi Oil and Gas Board can assume no liability for errors or omissions.

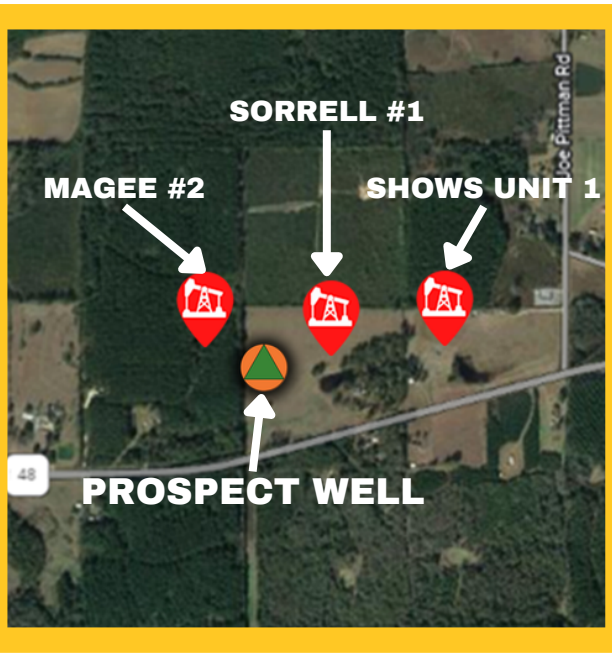


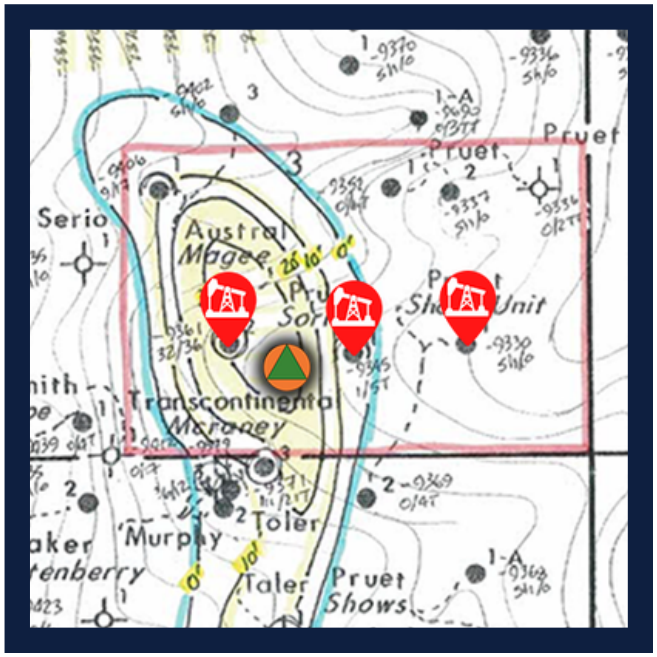

# CROSS SECTION WELLS

## MAGEE #2

2314700002
PERFS 9678-82; 9698,9702; 04-08; 12-28
IPF 348 BOPD, 132.2 MCFGD, -0- BWPD
10.5/64 CHK TP 825#
COMP: 4-7-63 P&A: 10-241-93

**CUM: 904,000 BBL OF OIL**

## PROSPECT WELL

## SORRELL #1

2314700139
PERFS 9660-9680
IPF 140 BOPD, .0 - MCFGD, -0. BWPD
12/64 CHK TP 300#
COMP: 8-1-62 P&A: 5-27-70

**CUM: 278,000 BBL OF OIL**

## SHOWS UNIT#1

2314700134
PERFS 9654-9668
IPP 35 BOPD, 1 MCFGD, -0- BWPC
COMP: 9-24-62 P&A: 10-6-88

**CUM: 367,000 BBL OF OIL**

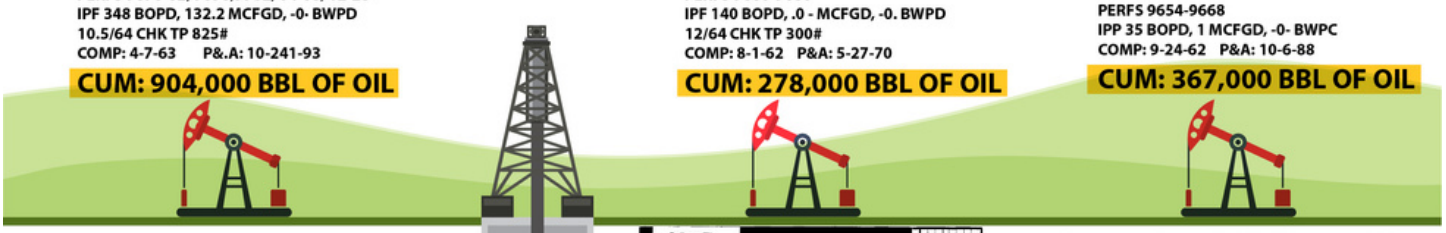

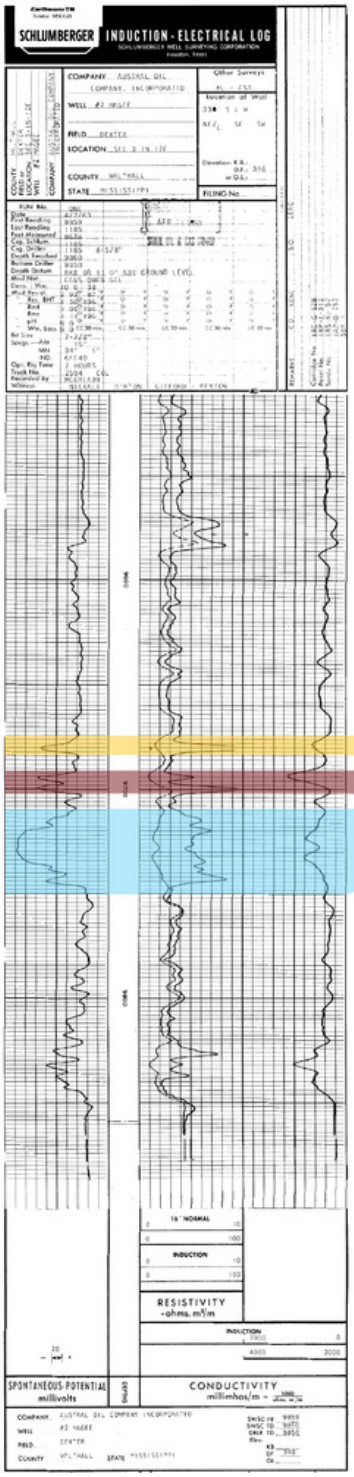


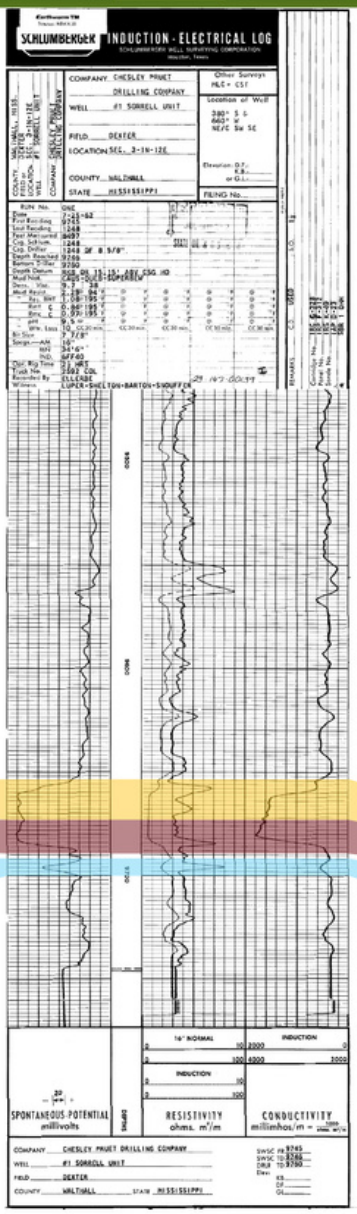


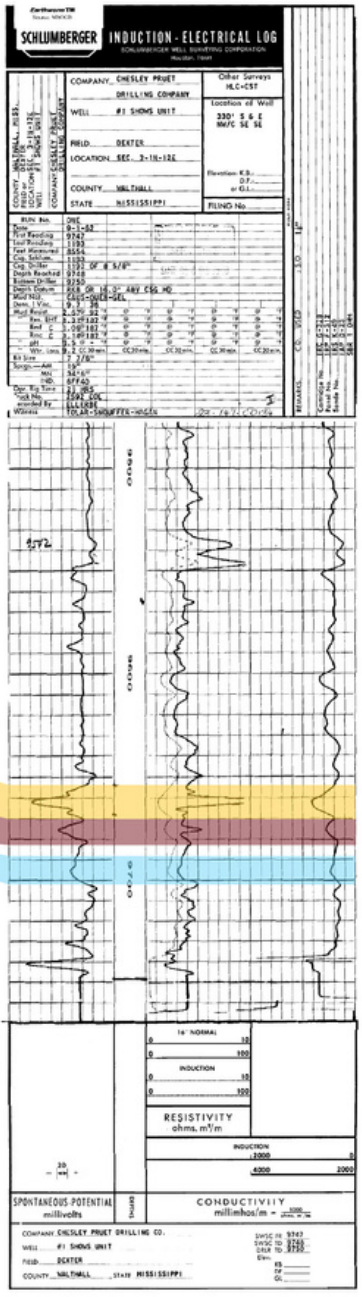


**COLOR LEGEND**

- GOOD FRIDAY 1
- GOOD FRIDAY 2
- IBA SAND

# NEW DRILL STRUCTURE MAPS

## IBA SAND IBA

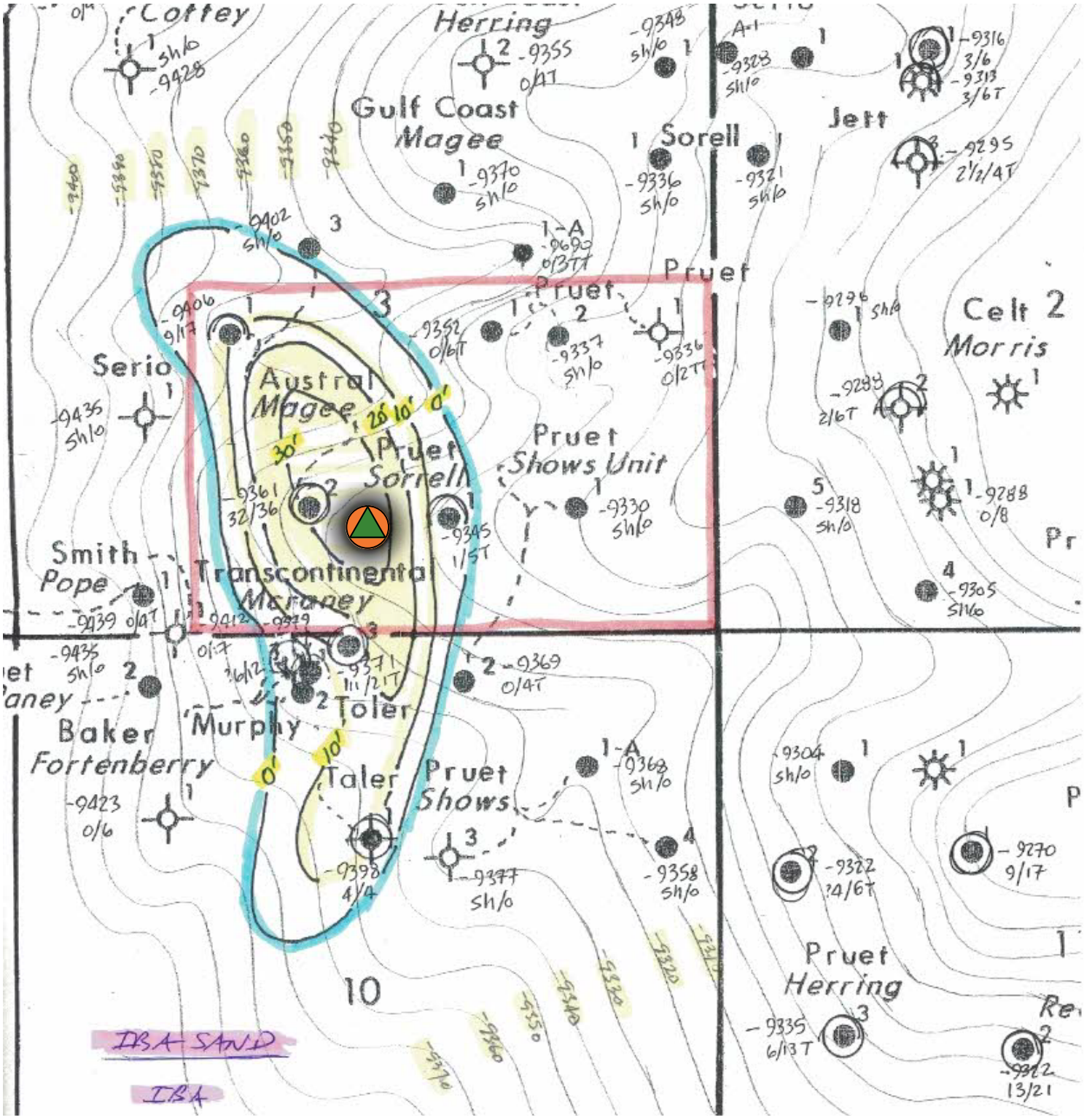

# OUR EQUIPMENT

** WE WILL BE  UTILIZING BOTH OUR WORKOVER RIGS AND BOTH OF OUR SWAB RIGS TO PERFORM ALL OF THE WORK. THIS PREVENTS US FROM HAVING TO WAIT ON 3RD PARTY CONTRACTORS.

## WORKOVER RIG #1

## WORKOVER RIG #2

# OUR EQUIPMENT

** WE WILL BE  UTILIZING BOTH OUR WORKOVER RIGS AND BOTH OF OUR SWAB RIGS TO PERFORM ALL OF THE WORK. THIS PREVENTS US FROM HAVING TO WAIT ON 3RD PARTY CONTRACTORS.

## SWAB RIG

## WORKOVER RIG PUMP

# PROPOSED BUDGET

For Drilling Project ONLY

| Dexter Prospect AFE | |
|---|---|
| **Pre-Drill** | |
| MSOGB | $650.00 |
| Leases | $25,000.00 |
| Surveyors / Staking | $5,500.00 |
| Site Prep | $45,000.00 |
| Rental Mats | $35,000.00 |
| Reserve pit | $10,000.00 |
| | |
| **Drilling** | |
| Drilling Rig (30 days at $25,000) | $750,000.00 |
| Fresh water well | $5,000.00 |
| Wellheads | $30,000.00 |
| Welder | $15,000.00 |
| Well logging / perf 9-5/8" | $75,000.00 |
| 20" casing (40 foot) | $6,000.00 |
| 9.875" casing (2,500 feet) | $87,500.00 |
| 5.5" casing (10,000') | $250,000.00 |
| Drill Bits | $30,000.00 |
| Cement | $100,000.00 |
| Casing crew | $45,000.00 |
| Directional Tools | $30,000.00 |
| Drilling Mud | $100,000.00 |
| Fuel | $100,000.00 |
| Lodging / Communications / Water etc | $50,000.00 |
| Supervision (45 days) | $45,000.00 |
| Casing Drifting / cleaning | $30,000.00 |
| Rig Transport (to and from) | $65,000.00 |

| **Post Drill** | |
|---|---|
| Dirtwork / Firewall system | $25,000.00 |
| BOP Test | $3,500.00 |
| Workover Rig (10d), $4500/D | $45,000.00 |
| Tubing 9750k' | $97,500.00 |
| Tubing tester | $5,000.00 |
| Bit / swivel / scraper / etc. | $15,000.00 |
| Wireline | $15,000.00 |
| Trucking / water hauling | $10,000.00 |
| Packer | $7,000.00 |
| Pump Cavity, Pump, SV | $15,000.00 |
| Trucking | $8,000.00 |
| Power Oil Tank | $17,500.00 |
| Tanks / walkways (3) | $30,000.00 |
| Treater | $15,000.00 |
| High P separator | $10,000.00 |
| Fittings | $75,000.00 |
| Triplex/Transfer pump (on skid) | $85,000.00 |
| Kills | $10,000.00 |
| Water line | $15,000.00 |
| Facility roustabout work | $70,000.00 |
| Electricity / Electrical Work | $20,000.00 |
| Supervision | $15,000.00 |
| | |
| | |
| **Contingencies (10%)** | **$250,815.00** |
| **TOTAL** | **$2,793,965.00** |

# IN-FIELD EXPERTS

**Commodore Breland**
Rig Supervisor

**Justin Brent**
Petroleum Engineer

**Sebastian Greaves**
Landman

**Allen Floyd**
Production Superintendent

# ORGANIZATION AND MANAGEMENT

**Pamela Evans**
Founding Member

**S. Lavon Evans Jr.**
Founding Member

**Nash Evans**
CEO

**Brian Bunnell**
Corporate Office Manager

## CLICK BELOW FOR ADDITIONAL RESOURCES

MS Oil and Gas Board

Oil and Gas Calculator

Evans Energy II, LLC

S. Lavon Evans

# MISSION AND VISION

**Evans Philosophy:** Evans Energy II, LLC was founded on the back of hard work and a "Do what you say you're going to do" attitude. Evans Energy II, LLC, as it exists today, is the result of that development of work, pride, and fair play.

**Evans Goals:** Evans Energy II, LLC believes that any success is a team effort that is always focused on developing a successful well and with a financially successful operation that will benefit everyone involved. With over 40 years of experience and 650 successful wells drilled throughout Texas, Louisiana, Mississippi, Alabama, and several other states, the Evans management team has succeeded in establishing processes that are proven and profitable. Our goal is to continue to leverage past success and experience in order to develop new opportunities in all areas of the company's services which include exploration and 'contract' drilling. With our team's ingenuity and the advantage of new technological innovations, we are developing maximum leverage for the recovery of domestic oil and gas reserves.

**Evans Strategy:** By utilizing our years of drilling and operating experience and working closely with experienced geologists and engineers, we are able to obtain every bit of data available which will allow us to form the most educated decision possible concerning a potential drilling location or evaluating an existing well's potential.  We attempt to select only those prospects which we believe will have the most potential for commercial success. Some of the methods that we utilize are 3D seismic, field mapping, known production proximity, historical production, new zone potential, and new prospecting technology.

# NOTICES:

This document is confidential and intended solely for the use of the individual or entity to whom it is delivered. If you are not the intended recipient, you are hereby notified that any use or dissemination of this communication is strictly prohibited.

Nothing in this brochure is intended to provide tax, legal, or investment advice and nothing in this brochure should be construed as a recommendation to buy, sell, or hold any investment or security or to engage in any investment strategy or transaction. Evans Energy II, LLC does not represent that the securities, products, or services discussed in this brochure are suitable for any particular investor. There are substantial risks in investing in oil and gas ventures and such risks are not offset by any tax savings that may be available to an investor. You are solely responsible for determining whether any investment, investment strategy, security, or related transaction is appropriate for you based on your personal investment objectives, financial circumstances, and risk tolerance. Any offering will be accomplished under Regulation D Rule 506(c). Your status as an accredited investor must and will be verified.

This document contains certain forward-looking statements. Assumptions relating to forward-looking statements involve judgments with respect to, among other things, future economic, competitive, and market conditions, and future business and regulatory decisions, all of which are difficult or impossible to predict accurately, and many of which are beyond our control. When used herein, the words “anticipate,” “attempt,” “believe,” “hope” and similar expressions identify forward-looking statements. These and other statements, which are not historical facts, are based largely on management’s current expectations and assumptions and are subject to a number of risks and uncertainties that could cause actual results to differ materially from those contemplated by these forward-looking statements. Although we believe that the assumptions underlying these forward-looking statements are reasonable, any of the assumptions could prove inaccurate, and we may not realize the results contemplated by the forward-looking statement. In light of the significant uncertainties inherent in the forward-looking information included herein, you should not regard the inclusion of this information as our representation that we will achieve any strategy, objectives, or other plans.

No securities are being offered pursuant to this document. Any sale of securities will be subject to (i) the negotiation, execution, and delivery of a definitive securities purchase agreement, (ii) compliance with all applicable securities laws, and (iii) receipt of the Dexter +1 Joint Venture private placement memorandum. All information herein is believed correct but should be independently verified by the individual or entity to whom this brochure is addressed.

OILCASHFLOW

DEXTER + 1
JOINT VENTURE

# For inquiries, contact us.

www.OilCashflow.com
partner@OilCashflow.com
214.427.8980